



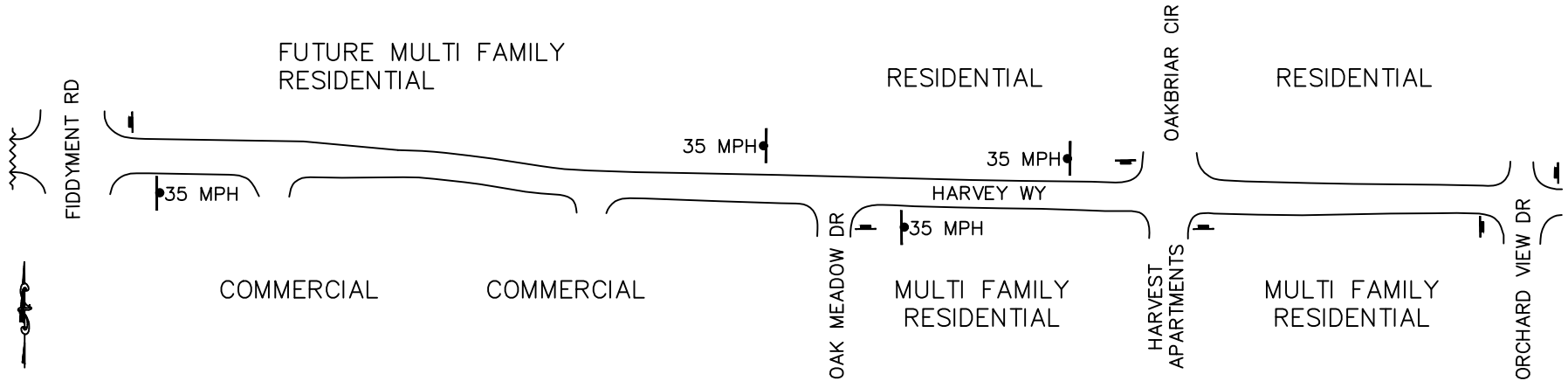
PUBLIC WORKS DEPT.

TRAFFIC ENGINEERING AND SPEED MAP
SPEED ZONE SURVEY

ROAD NAME:

HARVEY WY
FIDDYMENT TO ORCHARD VIEW

STRIP MAP



ROADWAY WIDTH	37'
NO. OF LANES	2
ADT	1740
DIVIDER TYPE	NONE
CRITICAL SPEED (85th %)	31.3
PACE SPEED	20-29 MPH
3-YEAR ACCIDENT HISTORY	0
EXISTING SPEED LIMIT	PRIMA FACIE 55 (POSTED 35)
RECOM. SPEED LIMIT	25 MPH
SEGMENT LENGTH	0.34 MI.

LEGEND STOP SIGNS SPEED LIMIT SIGN ROAD END TRAFFIC SIGNAL

MPH			ROADSIDE COND.	
	61-75	0	SCHOOL	<input type="checkbox"/>
51-60	1	RESIDENCE	<input checked="" type="checkbox"/>	
41-50	13	BUSINESS	<input checked="" type="checkbox"/>	
31-40	134	PARKS	<input type="checkbox"/>	
1-30	301	OPEN SPACE	<input type="checkbox"/>	
		BIKEWAY	<input type="checkbox"/>	

COMMENTS: PARKING ON SOUTH SIDE OF STREET.

SOME RECOVERY AREA NO RECOVERY AREA
SCHOOL ROUTE



B:\Public Works\Traffic\Speed Surveys\2024\Reports\Harvey Way - Fiddymment Rd to Orchard View Rd.dwg

2024 Traffic Engineering and Speed Map-Speed Zone Survey

City of Roseville Engineering and Traffic Survey Summary

Street: HARVEY WY
Limits: FIDDYMENT RD
ORCHARD VIEW RD

Field Observer: C PARKS
Checked By: J. CERVANTES
Date: 08/21/2024

Factors	Direction: East/West	
<u>A. Prevailing Speed Data</u>		
Location of Survey	130' East of New Meadow Dr	
85th Percentile	31.3 MPH	
10 mph Pace	20-29	
Percent in Pace	54.3%	
Posted Speed Limit	Prima facie 55 mph (Posted 35 MPH)	
<u>B. Collision History</u>		
Date Range Covered	6/30/2021 to 6/30/2024	(3 years)
Total Collisions	0	
Collision Rate (Acc/MVM)	0.00	
Expected Collision Rate	1.68	
<u>C. Traffic Factors</u>		
Average Daily Traffic	1740	
Length of Segment	1863	
Lane Configuration	Single Lane Each Direction	
Street Classification	Collector (modified)	
<u>D. Conditions Not Readily Apparent</u>		
Conditions	See: Roadside Conditions on the Speed Zone Survey Map.	
Roadway Geometrics	Straight and horizontal curve	
Comments	Single & Multi-family residential; Parking on south side of the road	
		
<u>E. Adjacent Land Use</u>		
	Residential/Commercial	
Posted Speed Limit	Prima facie 55 mph (Posted 35 MPH)	
Speed Limit Change?	Yes	
Revised Speed Limit	25	
Approved and Authorized for release by City of Roseville Traffic Engineering Department:		
 <hr style="width: 40%; margin: 0 auto;"/>	<u>12-03-2021</u> Date	Loc.#

311 Vernon Street
 Roseville, CA 95678
 (916) 946-1300



Site Code: HAR

Direction: A to B, EB

8/21/2024	> 15 - 20	> 20 - 25	> 25 - 30	> 30 - 35	> 35 - 40	> 40 - 45	> 45 - 50	> 50 - 55	> 55 - 60	> 60 - 65	> 65 - 70	> 70 MPH	Total
Time 0 - 15 MPH	MPH	MPH	MPH	MPH	MPH	MPH	MPH	MPH	MPH	MPH	MPH	MPH	
12:00 AM	0	1	0	0	0	0	0	0	0	0	0	0	1
1:00	0	0	0	1	0	0	0	0	0	0	0	0	1
2:00	0	0	1	0	0	0	0	0	0	0	0	0	1
3:00	0	0	0	3	0	0	0	0	0	0	0	0	3
4:00	0	0	0	0	0	0	0	0	0	0	0	0	0
5:00	1	1	2	1	4	1	0	0	0	0	0	0	10
6:00	0	1	6	11	0	0	0	0	0	0	0	0	18
7:00	0	5	14	26	20	14	1	0	0	0	0	0	80
8:00	1	3	4	6	4	2	0	0	0	0	0	0	20
9:00	2	2	8	2	5	2	1	0	0	0	0	0	22
10:00	0	2	6	5	5	2	0	0	0	0	0	0	20
11:00	1	0	3	7	1	2	0	0	0	0	0	0	14
12:00 PM	3	4	8	11	16	6	1	0	0	0	0	0	49
1:00	1	1	10	7	5	1	2	0	0	0	0	0	27
2:00	0	1	3	4	6	1	1	1	0	0	0	0	17
3:00	0	0	5	8	6	4	0	0	0	0	0	0	23
4:00	1	2	6	3	0	2	2	1	0	0	0	0	17
5:00	1	3	9	12	8	1	1	0	1	0	0	0	36
6:00	1	2	9	9	3	1	0	0	0	0	0	0	25
7:00	0	6	3	9	6	1	0	0	0	0	0	0	25
8:00	0	6	5	2	2	0	0	1	0	0	0	0	16
9:00	0	2	4	5	1	0	0	0	0	0	0	0	12
10:00	0	0	2	5	2	0	0	0	0	0	0	0	9
11:00	0	1	1	0	0	0	1	0	0	0	0	0	3
Total	12	43	109	137	94	40	10	3	1	0	0	0	449
Grand Total	12	43	109	137	94	40	10	3	1	0	0	0	449
Stats		Percentile	15th	50th	85th	95th							
		Speed	20.5	27.3	34.3	37.6							
	Mean Speed (Average)		27.3										
	10 MPH Pace Speed		20-29										
	Number in Pace		244										
	Percent in Pace		54.3%										
	Number > 45 MPH		4										
	Percent > 45 MPH		0.9%										

311 Vernon Street
 Roseville, CA 95678
 (916) 946-1300



Site Code: HAR

Direction: B to A, WB

8/21/2024	> 15 - 20	> 20 - 25	> 25 - 30	> 30 - 35	> 35 - 40	> 40 - 45	> 45 - 50	> 50 - 55	> 55 - 60	> 60 - 65	> 65 - 70	> 70 MPH	Total
Time 0 - 15 MPH	MPH	MPH	MPH	MPH	MPH	MPH	MPH	MPH	MPH	MPH	MPH		
12:00 AM	0	4	1	2	1	0	0	0	0	0	0	0	8
1:00	1	1	0	0	0	0	0	0	0	0	0	0	2
2:00	1	0	0	0	0	0	0	0	0	0	0	0	1
3:00	0	1	2	2	0	0	0	0	0	0	0	0	5
4:00	0	0	0	1	0	0	0	0	0	0	0	0	1
5:00	1	2	7	0	1	0	0	0	0	0	0	0	11
6:00	1	0	10	1	1	1	0	0	0	0	0	0	14
7:00	4	9	23	37	20	7	2	0	0	0	0	0	102
8:00	0	9	35	21	7	3	1	0	0	0	0	0	76
9:00	1	13	26	18	6	1	2	0	0	0	0	0	67
10:00	1	8	27	11	2	1	0	0	0	0	0	0	50
11:00	1	8	24	17	5	1	1	0	0	0	0	0	57
12:00 PM	4	19	34	22	14	7	0	0	0	0	0	0	100
1:00	7	13	43	25	17	4	1	0	0	0	0	0	110
2:00	1	7	23	14	5	3	0	0	0	0	0	0	53
3:00	2	9	42	26	12	10	1	0	0	0	0	0	102
4:00	3	13	38	30	13	3	1	0	0	0	0	0	101
5:00	1	13	45	42	15	3	0	0	0	0	0	0	119
6:00	3	10	38	33	9	1	1	1	0	0	0	0	96
7:00	7	15	37	22	12	2	1	0	0	0	0	0	96
8:00	2	13	31	10	4	1	0	0	0	0	0	0	61
9:00	2	10	5	6	7	1	0	0	0	0	0	0	31
10:00	5	5	8	1	1	0	0	0	0	0	0	0	20
11:00	0	4	3	1	0	0	0	0	0	0	0	0	8
Total	48	186	502	342	152	49	11	1	0	0	0	0	1291
Grand Total	48	186	502	342	152	49	11	1	0	0	0	0	1291
Stats			Percentile	15th	50th	85th	95th						
			Speed	19.3	23.7	30.3	34.8						
		Mean Speed (Average)		24.5									
		10 MPH Pace Speed		20-29									
		Number in Pace		841									
		Percent in Pace		65.1%									
		Number > 45 MPH		1									
		Percent > 45 MPH		0.1%									

311 Vernon Street
 Roseville, CA 95678
 (916) 946-1300



Site Code: HAR

Direction: Combined

8/21/2024	> 15 - 20	> 20 - 25	> 25 - 30	> 30 - 35	> 35 - 40	> 40 - 45	> 45 - 50	> 50 - 55	> 55 - 60	> 60 - 65	> 65 - 70	> 70 MPH	Total
Time 0 - 15 MPH	MPH	MPH	MPH	MPH	MPH	MPH	MPH	MPH	MPH	MPH	MPH	MPH	
12:00 AM	0	5	1	2	1	0	0	0	0	0	0	0	9
1:00	1	1	0	1	0	0	0	0	0	0	0	0	3
2:00	1	0	1	0	0	0	0	0	0	0	0	0	2
3:00	0	1	2	5	0	0	0	0	0	0	0	0	8
4:00	0	0	0	1	0	0	0	0	0	0	0	0	1
5:00	2	3	9	1	5	1	0	0	0	0	0	0	21
6:00	1	1	16	12	1	1	0	0	0	0	0	0	32
7:00	4	14	37	63	40	21	3	0	0	0	0	0	182
8:00	1	12	39	27	11	5	1	0	0	0	0	0	96
9:00	3	15	34	20	11	3	3	0	0	0	0	0	89
10:00	1	10	33	16	7	3	0	0	0	0	0	0	70
11:00	2	8	27	24	6	3	1	0	0	0	0	0	71
12:00 PM	7	23	42	33	30	13	1	0	0	0	0	0	149
1:00	8	14	53	32	22	5	3	0	0	0	0	0	137
2:00	1	8	26	18	11	4	1	1	0	0	0	0	70
3:00	2	9	47	34	18	14	1	0	0	0	0	0	125
4:00	4	15	44	33	13	5	3	1	0	0	0	0	118
5:00	2	16	54	54	23	4	1	0	1	0	0	0	155
6:00	4	12	47	42	12	2	1	1	0	0	0	0	121
7:00	7	21	40	31	18	3	1	0	0	0	0	0	121
8:00	2	19	36	12	6	1	0	1	0	0	0	0	77
9:00	2	12	9	11	8	1	0	0	0	0	0	0	43
10:00	5	5	10	6	3	0	0	0	0	0	0	0	29
11:00	0	5	4	1	0	0	1	0	0	0	0	0	11
Total	60	229	611	479	246	89	21	4	1	0	0	0	1740
Grand Total	60	229	611	479	246	89	21	4	1	0	0	0	1740
Stats			Percentile	15th	50th	85th	95th						
			Speed	19.5	24.5	31.3	35.9						
		Mean Speed (Average)		25.2									
		10 MPH Pace Speed		20-29									
		Number in Pace		1085									
		Percent in Pace		62.4%									
		Number > 45 MPH		5									
		Percent > 45 MPH		0.3%									